

2 Linear guides

Shaft guidings – standard series, closed types

LBCD ..

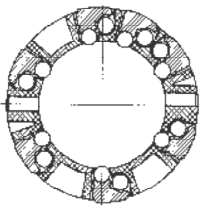
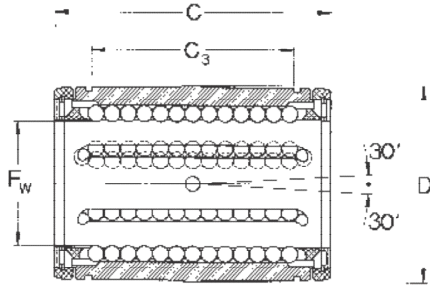
Standard series 3

Linear ball bearings self-aligning, closed type

LBCD ..A (without seals)

-LS with one seal

-2LS with two seals



Designations	Dimensions				Basic load ratings	
	F_w	D	C	C_3	dynamic	static
	mm				N	
LBCD 12 A	12	22	32	20	1 080	815
LBCD 16 A	16	26	36	22	1 320	865
LBCD 20 A	20	32	45	28	2 000	1 370
LBCD 25 A	25	40	58	40	2 900	2 040
LBCD 30 A	30	47	68	48	4 650	3 250
LBCD 40 A	40	62	80	56	7 800	5 200
LBCD 50 A	50	75	100	72	11 200	6 950
Example:						
LBCD 25 A						
LBCD 16 A-LS						
LBCD 40 A-2LS						

LBCR ..

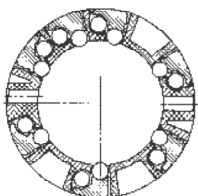
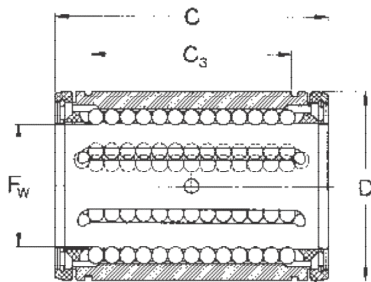
Standard series 3

Linear ball bearings, closed type

LBCR .. A (without seals)

-LS with one seal

-2LS with two seals



Designations	Dimensions				Basic load ratings	
	F_w	D	C	C_3	dynamic	static
	mm				N	
LBCR 5 A	5	22	22	12	280	210
LBCR 8 A	8	16	25	14	490	355
LBCR 12 A	12	22	32	20	1 160	980
LBCR 16 A	16	26	36	22	1 500	1 290
LBCR 20 A	20	32	45	28	2 240	2 040
LBCR 25 A	25	40	58	40	3 350	3 350
LBCR 30 A	30	47	68	48	5 600	5 700
LBCR 40 A	40	62	80	56	9 000	8 150
LBCR 50 A	50	75	100	72	13 400	12 200
LBCR 60 A	60	90	125	95	20 400	18 000
LBCR 80 A	80	120	165	125	37 500	32 000
Example:						
LBCR 30 A						
LBCR 80 A-LS						
LBCR 60 A-2LS						

N.B.:

All LBC.. A and LBH .. A Linear ball bearings available in corrosion resistant!